



OUTBOARD MOTORS 2024

SUGGESTED RETAIL PRICE LIST FROM 1ST AUGUST 2023



				Main technical data				Main standard riggings					
Engine model	Power Hp	Version	PRICE (VAT incl.) €	Displacement (c.c.)	Engine type	Admission	Starting method	Propeller	Fuel tank capacity	Alternator	Remote control box	Gauges (mod.)	
4 STROKE RANGE													
Single cylinders	Guppy	2,5	SI.C.	819	87	OHV	1 carb	M	Std	Built-in 0,9lt.	-	-	
	Sea Bass	4	SI.C.	1.099	118	SOHC	1 carb	M	Std	Built-in 1,6lt.	-	-	
			SI.L.	1.129	118	SOHC	1 carb	M	Std	Built-in 1,6lt.	-	-	
	Sea Bass	5	SI.C.	1.249	118	SOHC	1 carb	M	Std	Built-in 1,6lt.	-	-	
			SI.L.	1.289	118	SOHC	1 carb	M	Std	Built-in 1,6lt.	-	-	
	Sea Bass	6	SI.C.	1.379	118	SOHC	1 carb	M	Std	Built-in 1,6lt.	-	-	
			SI.L.	1.399	118	SOHC	1 carb	M	Std	Built-in 1,6lt.	-	-	
	Oyster	6	SI.C.	1.459	135	SOHC	1 carb	M	Std	Built-in 1,8lt.	-	-	
			SI.L.	1.489	135	SOHC	1 carb	M	Std	Built-in 1,8lt.	-	-	
			EI.B.C.	2.159	135	SOHC	1 carb	E	Std	12lt	12V/36W	-	-
			EI.B.L.	2.219	135	SOHC	1 carb	E	Std	12lt	12V/36W	-	-
	Oyster Big Foot	6	C.	1.659	135	SOHC	1 carb	M	Std	12lt	-	-	
			L.	1.699	135	SOHC	1 carb	M	Std	12lt	-	-	
			E.B.C.	2.019	135	SOHC	1 carb	E	Std	12lt	12V/70W	-	-
			E.B.L.	2.059	135	SOHC	1 carb	E	Std	12lt	12V/70W	-	-
			EI.B.C.	2.359	135	SOHC	1 carb	E	Std	12lt	12V/36W	-	-
			EI.B.L.	2.419	135	SOHC	1 carb	E	Std	12lt	12V/36W	-	-
			E.ST.C.	2.329	135	SOHC	1 carb	E	Std	12lt	12V/70W	SL	-
			E.ST.L.	2.419	135	SOHC	1 carb	E	Std	12lt	12V/70W	SL	-
	Oyster Big Foot Sail	6	XL	1.889	135	SOHC	1 carb	M	Std	12lt	-	-	
			E.B.XL.	2.299	135	SOHC	1 carb	E	Std	12lt	12V/70W	-	-
			EI.B.XL.	2.659	135	SOHC	1 carb	E	Std	12lt	12V/36W	-	-
			E.ST.XL.	2.619	135	SOHC	1 carb	E	Std	12lt	12V/70W	SL	-
	Black Bass	8	SI.C. - C.	1.749	165	SOHC	1 carb	M	Std	Built-in 1,8lt. - 12lt.	-	-	
			SI.L. - L.	1.769	165	SOHC	1 carb	M	Std	Built-in 1,8lt. - 12lt.	-	-	
			E.B.C.	2.119	165	SOHC	1 carb	E	Std	12lt	12V/70W	-	-
			E.B.L.	2.149	165	SOHC	1 carb	E	Std	12lt	12V/70W	-	-
			EI.B.C.	2.479	165	SOHC	1 carb	E	Std	12lt	12V/36W	-	-
			EI.B.L.	2.529	165	SOHC	1 carb	E	Std	12lt	12V/36W	-	-
	Black Bass Big Foot	8	C.	1.889	165	SOHC	1 carb	M	Std	12lt	-	-	
L.			1.929	165	SOHC	1 carb	M	Std	12lt	-	-		
E.B.C.			2.299	165	SOHC	1 carb	E	Std	12lt	12V/70W	-	-	
E.B.L.			2.349	165	SOHC	1 carb	E	Std	12lt	12V/70W	-	-	
EI.B.C.			2.669	165	SOHC	1 carb	E	Std	12lt	12V/36W	-	-	
EI.B.L.			2.729	165	SOHC	1 carb	E	Std	12lt	12V/36W	-	-	
E.ST.C.			2.669	165	SOHC	1 carb	E	Std	12lt	12V/70W	SL	-	
E.ST.L.			2.719	165	SOHC	1 carb	E	Std	12lt	12V/70W	SL	-	
Black Bass Big Foot Sail	8	XL	2.049	165	SOHC	1 carb	M	Std	12lt	-	-		
		E.B.XL.	2.439	165	SOHC	1 carb	E	Std	12lt	12V/70W	-	-	
		EI.B.XL.	2.809	165	SOHC	1 carb	E	Std	12lt	12V/36W	-	-	
		E.ST.XL.	2.799	165	SOHC	1 carb	E	Std	12lt	12V/70W	SL	-	
Piranha	9,9	C.	2.049	181	SOHC	1 carb	M	Std	12lt	-	-		
		L.	2.119	181	SOHC	1 carb	M	Std	12lt	-	-		
		E.B.C.	2.439	181	SOHC	1 carb	E	Std	12lt	12V/70W	-	-	
		E.B.L.	2.489	181	SOHC	1 carb	E	Std	12lt	12V/70W	-	-	
		EI.B.C.	2.809	181	SOHC	1 carb	E	Std	12lt	12V/36W	-	-	
		EI.B.L.	2.859	181	SOHC	1 carb	E	Std	12lt	12V/36W	-	-	
		E.ST.C.	2.799	181	SOHC	1 carb	E	Std	12lt	12V/70W	SL	-	
		E.ST.L.	2.859	181	SOHC	1 carb	E	Std	12lt	12V/70W	SL	-	
Piranha Sail	9,9	XL	2.209	181	SOHC	1 carb	M	Std	12lt	-	-		
		E.B.XL.	2.589	181	SOHC	1 carb	E	Std	12lt	12V/70W	-	-	
		EI.B.XL.	2.959	181	SOHC	1 carb	E	Std	12lt	12V/36W	-	-	
		E.ST.XL.	2.969	181	SOHC	1 carb	E	Std	12lt	12V/70W	SL	-	
Ray	8	C.	2.659	212	SOHC	1 carb	M	Std	12lt	12V/70W	-	-	
		L.	2.749	212	SOHC	1 carb	M	Std	12lt	12V/70W	-	-	
Pike	9,9	C.	3.079	212	SOHC	1 carb	M	Std	12lt	12V/70W	-	-	
		L.	3.069	212	SOHC	1 carb	M	Std	12lt	12V/70W	-	-	
		E.ST.C.	3.649	212	SOHC	1 carb	E	Std	12lt	12V/70W	SL	-	
			3.709	212	SOHC	1 carb	E	Std	12lt	12V/70W	SL	-	

Twin-cylinders



OUTBOARD MOTORS 2024

SUGGESTED RETAIL PRICE LIST FROM 1ST AUGUST 2023



Engine model	Power Hp	Version	PRICE (VAT incl.) €	Main technical data				Main standard riggings						
				Displacement (c.c.)	Engine type	Admission	Starting method	Propeller	Fuel tank capacity	Alternator	Remote control box	Gauges (mod.)		
4 STROKE RANGE														
Twin-cylinders	Wahoo	15	C.	3.409	362	SOHC	1 carb	M	Std	12lt	12V/120W	-	-	
			L.	3.465	362	SOHC	1 carb	M	Std	12lt	12V/120W	-	-	
			E.B.L.	4.109	362	SOHC	1 carb	E	Std	12lt	12V/120W	-	-	
			E.ST.C.	3.939	362	SOHC	1 carb	E	Std	12lt	12V/120W	SL	-	
			E.ST.L.	3.969	362	SOHC	1 carb	E	Std	12lt	12V/120W	SL	-	
	Wahoo	20	C.	3.989	362	SOHC	1 carb	M	Std	23lt	12V/120W	-	-	
			L.	4.119	362	SOHC	1 carb	M	Std	23lt	12V/120W	-	-	
			E.B.L.	4.799	362	SOHC	1 carb	E	Std	23lt	12V/120W	-	-	
			E.ST.C.	4.429	362	SOHC	1 carb	E	Std	23lt	12V/120W	SL	-	
	Amberjack E.F.I.	25	E.ST.L.T.	5.019	362	SOHC	1 carb	E	Std	23lt	12V/120W	SL	-	
			C.	5.069	432	SOHC	EFI	M	Std	23lt	12V/190W	-	-	
			L.	5.139	432	SOHC	EFI	M	Std	23lt	12V/190W	-	-	
			E.M.B.C.	5.639	432	SOHC	EFI	M-E	Std	23lt	12V/190W	-	-	
			E.M.B.L.	5.709	432	SOHC	EFI	M-E	Std	23lt	12V/190W	-	-	
	3 Cyl.	Aruana E.F.I.	30XS	E.ST.C.	5.789	432	SOHC	EFI	E	Std	23lt	12V/190W	SL	-
E.ST.L.				5.849	432	SOHC	EFI	E	Std	23lt	12V/190W	SL	-	
Aruana E.F.I.		40	E.ST.L.PT.	6.349	432	SOHC	EFI	E	Std	23lt	12V/190W	SL	-	
			E.B.L.S.	6.999	747	SOHC	EFI	E	HA	23lt	12V/190W	-	-	
4 Cylinders		Dorado E.F.I.	50	E.ST.L.PT.	7.269	747	SOHC	EFI	E	HA	23lt	12V/190W	SL	R1
				E.B.L.S.	7.989	747	SOHC	EFI	E	HA	23lt	12V/190W	-	-
		Dorado E.F.I.	60	E.ST.L.PT.	8.429	747	SOHC	EFI	E	HA	23lt	12V/190W	SL	R1
				E.B.L.S.	9.999	996	SOHC	EFI	E	HA	23lt	12V/200W	SL	R1
		Murena E.F.I.	70	E.ST.L.PT.	10.069	996	SOHC	EFI	E	HA	23lt	12V/200W	SL	R1
				E.ST.XL.PT.	11.059	996	SOHC	EFI	E	HA	23lt	12V/200W	SL	R1
	Spearfish E.F.I.	80XS	E.ST.L.PT.	11.959	996	SOHC-16V	EFI	E	HA	23lt	12V/200W	SL	R1	
			E.ST.XL.PT.	12.459	996	SOHC-16V	EFI	E	HA	23lt	12V/200W	SL	R1	
	Spearfish E.F.I.	100	E.ST.L.PT.	13.619	1832	DOHC-16V	EFI	E	HA	-	12V/420W	SL	R1	
			E.ST.XL.PT.	14.599	1832	DOHC-16V	EFI	E	HA	-	12V/420W	SL	R1	
Swordfish E.F.I.	115	E.ST.L.PT.	14.849	1832	DOHC-16V	EFI	E	HA	-	12V/420W	SL	R1		
		E.ST.XL.PT.	16.509	1832	DOHC-16V	EFI	E	HA	-	12V/420W	SL	R1		
Killer Whale E.F.I.	115	E.ST.L.PT.	17.109	1832	DOHC-16V	EFI	E	HA	-	12V/420W	SL	R1		
		E.ST.XL.PT.	19.949	2670	DOHC-16V	EFI	E	HIP	-	12V/420W	SC	R1		
Sei Whale E.F.I.	200	E.ST.L.PT.	20.569	2670	DOHC-16V	EFI	E	HIP	-	12V/420W	SC	R1		
		E.ST.XL.PT.	25.709	2785	DOHC-16V+VCT	EFI	E	HIP	-	12V/500W	SC	S1		
6 Cyl.	Beaked Whale E.F.I. ■	225	E.DW.XL.PT.	29.929	4169	DOHC-24V+VCT	EFI	E	HIP	-	12V/840W	DW	S1	
			E.DW.UL.PT.	30.189	4169	DOHC-24V+VCT	EFI	E	HIP	-	12V/840W	DW	S1	
	Right Whale E.F.I. ■	250	E.DW.XL.PT.	31.969	4169	DOHC-24V+VCT	EFI	E	HIP	-	12V/840W	DW	S1	
			E.DW.UL.PT.	32.099	4169	DOHC-24V+VCT	EFI	E	HIP	-	12V/840W	DW	S1	
	White Whale E.F.I. ■	300	E.DW.XL.PT.	33.219	4169	DOHC-24V+VCT	EFI	E	HIP	-	12V/840W	DW	S1	
E.DW.UL.PT.	33.909	4169	DOHC-24V+VCT	EFI	E	HIP	-	12V/840W	DW	S1				

TWIN INSTALLATION ENGINES WITH COUNTER ROTATION LOWER UNIT 4 STROKE

2x4 Cyl.	Sei Whale E.F.I. ■	2x200	E.DW.XL.PT.	49.709	2X2785	DOHC-16V+VCT	EFI	E	HIP	-	2x12V/500W	DW	S1
2x 6 Cyl.	Beaked Whale E.F.I. ■	2x225	E.DW.XL.PT.	60.079	2x4169	DOHC-24V+VCT	EFI	E	2 x HIP	-	2x12V/840W	DW	S1
	Right Whale E.F.I. ■	2x250	E.DW.XL.PT.	64.809	2x4169	DOHC-24V+VCT	EFI	E	2 x HIP	-	2x12V/840W	DW	S1
	White Whale E.F.I. ■	2x300	E.DW.XL.PT.	65.799	2x4169	DOHC-24V+VCT	EFI	E	2 x HIP	-	2x12V/840W	DW	S1
			E.DW.UL.PT.	67.189	2x4169	DOHC-24V+VCT	EFI	E	2 x HIP	-	2x12V/840W	DW	S1



4 STROKE XSR RANGE

4 Cylinders	Dorado E.F.I.	60XSR	E.ST.L.PT.	11.789	996	SOHC	EFI	E	HA	23lt	12V/200W	SL	R1
	Murena E.F.I.	70XSR	E.ST.L.PT.	12.739	996	SOHC-16V	EFI	E	HA	23lt	12V/200W	SL	R1
			E.ST.XL.PT.	13.349	996	SOHC-16V	EFI	E	HA	23lt	12V/200W	SL	R1
	Spearfish E.F.I.	100XSR	E.ST.L.PT.	16.009	1596	DOHC-16V	EFI	E	HIP	-	12V/420W	SL	R1
			E.ST.XL.PT.	16.459	1596	DOHC-16V	EFI	E	HIP	-	12V/420W	SL	R1
	Swordfish E.F.I.	115XSR	E.ST.L.PT.	18.259	1832	DOHC-16V	EFI	E	HIP	-	12V/420W	SL	R1
			E.ST.XL.PT.	18.649	1832	DOHC-16V	EFI	E	HIP	-	12V/420W	SL	R1
	Killer Whale E.F.I.	150XSR	E.ST.L.PT.	21.979	2670	DOHC-16V	EFI	E	HIP	-	12V/420W	SC	S1
			E.ST.XL.PT.	22.369	2670	DOHC-16V	EFI	E	HIP	-	12V/420W	SC	S1
	Sei Whale E.F.I.	200XSR	E.DW.XL.PT.	26.199	2785	DOHC-16V+VCT	EFI	E	HIP	-	12V/500W	SC	S1

TWIN INSTALLATION ENGINES WITH COUNTER ROTATION LOWER UNIT 4 STROKE XSR

2x4 Cyl.	Sei Whale E.F.I. ■	2x200XSR	E.DW.XL.PT.	50.069	2X2785	DOHC-16V+VCT	EFI	E	HIP	-	2x12V/500W	DW	S1
----------	--------------------	----------	-------------	--------	--------	--------------	-----	---	-----	---	------------	----	----

■ Pairs of engines with counter rotation lower units, supplied with top mounted twin lever remote control box, twin switch panel, tie bar, and counter rotation propellers.

In order to have more information go to: WWW.SELVAMARINE.COM

The rate of VAT is 23%. The current price list isn't a contract. We reserves the right to change the models, the specification and the prices without notice or incurring any obligation

OUTBOARD MOTORS 2024

SUGGESTED RETAIL PRICE LIST FROM 1STAUGUST 2023



Engine model	Power Hp	Version	PRICE (VAT incl.) €	Main technical data			Main standard riggings					
				Displacement (c.c.)	Admission	Starting method	Propeller	Fuel tank capacity	Alternator	Remote control box	Gauges (mod.)	
2 STROKE RANGE - CARBURETTOR												
Naxos	15	L.	2.249	260	1 carb	M	Std	12lt	-	-	-	
Antibes	30	L.	2.909	489	1 carb	M	Std	23lt	-	-	-	

NOTE: The 2 stroke carburettor outboard engines are not intended for installation on recreational craft within the European Union, as they have not been certified for compliance with the exhaust and noise emission requirements of Directive 2013/53/EU relating to recreational craft.

Being the two stroke carburettor engines made only for a professional use, they are not covered by the 5 Years warranty extension.

LEGENDE

* = Standard

- = Not included

SI = Built in fuel tank

M = Manual starter

E = Electric starter

EI = Electric starter with integrated starting battery

C = Short shaft (15")

L = Long shaft (20")

XL = Extra long shaft (25")

Carb. = Carburettor

E.F.I. = Electronic fuel injection

OHV = Over Head Valve

SOHC = Single Over Head Camshaft

SOHC-16V = Single Over Head Camshaft - 16 valves

DOHC-16V = Twin Over Head Camshaft - 16 valves

DOHC-16V+VCT = Twin Over Head Camshaft - 16 valves
with Variable Camshaft Timing

DOHC-24V+VCT = Twin Over Head Camshaft - 24 valves
with Variable Camshaft Timing

S = Hydraulic tilt

T = Power Tilt

PT = Power Trim/Tilt

B = Tiller handle steering

ST = Remote control box

SL = Side mounted remote control box

SC = Top mounted single lever
remote control box + control panel

BC = Top mounted - twin lever
remote control box + control panel

DW = Top mounted electronic Drive by Wire
remote control box + control panel

Std = Aluminium propeller - standard size

HA = Aluminium propeller - size at customer choice

HIP = Polished stainless steel propeller - size
at customer choice

R1 = Multifunction digital screen LAN DLC IBN 3.5

S1 = Multifunction digital screen LAN DLC-Plus TFT 4,3

NOTE: The engine prices does not includes the labour cost and any eventual additional part needed to install it on the boat.




Prices include import costs and duties valid at the time of publishing the price list.

OUTBOARD MOTORS 2024

SUGGESTED RETAIL PRICE LIST FROM 1STAUGUST 2023



OPTIONAL REMOTE CONTROLS AND TILLER HANDLES - TO BE ORDERED TOGETHER WITH A NEW ENGINE ORDER - VAT INCLUDED
(The listed amount is the additional cost to be added to the standard engine price. The normal standard control will be removed from the engine package).

Single top mounted remote control kit Possible installation from Amberjack to Swordfish models. (standard on Killer Whale, no specific order or extra amount required for this model)	249 €	
Boat integrated side remote control kit Possible installation from Amberjack to Killer Whale models. For Killer Whale: no extra amount required.	159 €	
Professional tiller handle kit for Amberjack, Aruana, Dorado and Murena	369 €	
Professional tiller handle kit for Amberjack, Aruana, Dorado and Murena	389 €	
Professional tiller handle kit for Amberjack, Aruana, Dorado and Murena	389 €	
Professional tiller handle kit for Spearfish	439 €	

MULTIFUNCTION DIGITAL SCREEN LAN DLC - VAT INCLUDED
(It fits to any EFI engine; Optional Speed sensor kit is eventually required).

Multifunction digital screen LAN DLC IBN 3.5	379 €	1.5m cable to connect multifunction digital screen LAN DLC - Tiller handle controlled engines	169 €
Multifunction digital screen LAN DLC-Plus TFT 4,3	649 €	1.5 m cable to connect multifunction digital screen LAN DLC gauges to the engine - Drive by wire engines	179 €
9 m cable to connect multifunction digital screen LAN DLC gauges to the engine - Mechanical controlled engines	169 €	Adapter cable to have a NMEA 2000 type output	169 €

PROFESSIONAL ELECTRONICS REMOTE CONTROL KIT - for all PTT equipped, mechanical originally controlled models (PRICE VAT INCLUDED)

For single engine installation	2.979 €	For twin engine installation	5.429 €
For twin engine installation - twin station	6.529 €	Handheld control kit, single engine	1.109 €
Handheld control kit, twin engines	1.379 €		

Note.: the installation is not included. All the prices are ex-works.

TRANSPORT FREIGHT FOR IRELAND - VAT INCLUDED

For engines from 2,5 to 6 Hp	130 €	For engines from 100 to 115 Hp	310 €
For engines from 8 to 20 Hp	180 €	For engines of 150 and 200 Hp	390 €
For engines from 25 to 70 Hp	250 €	For engines from 225 to 300 Hp	530 €

For leisure only, 5 Years limited warranty. Not applicable for professional use.

In order to have more information go to: WWW.SELVAMARINE.COM

The rate of VAT is 23%. The current price list isn't a contract. We reserves the right to change the models, the specification and the prices without notice or incurring any obligation